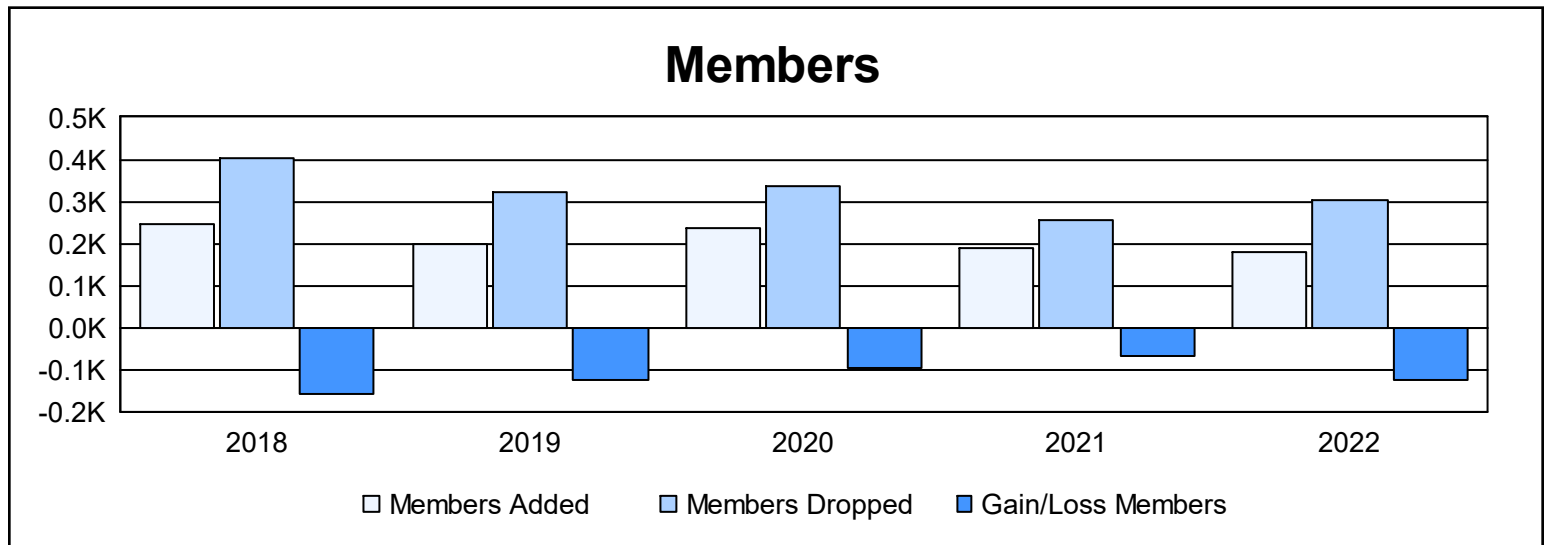
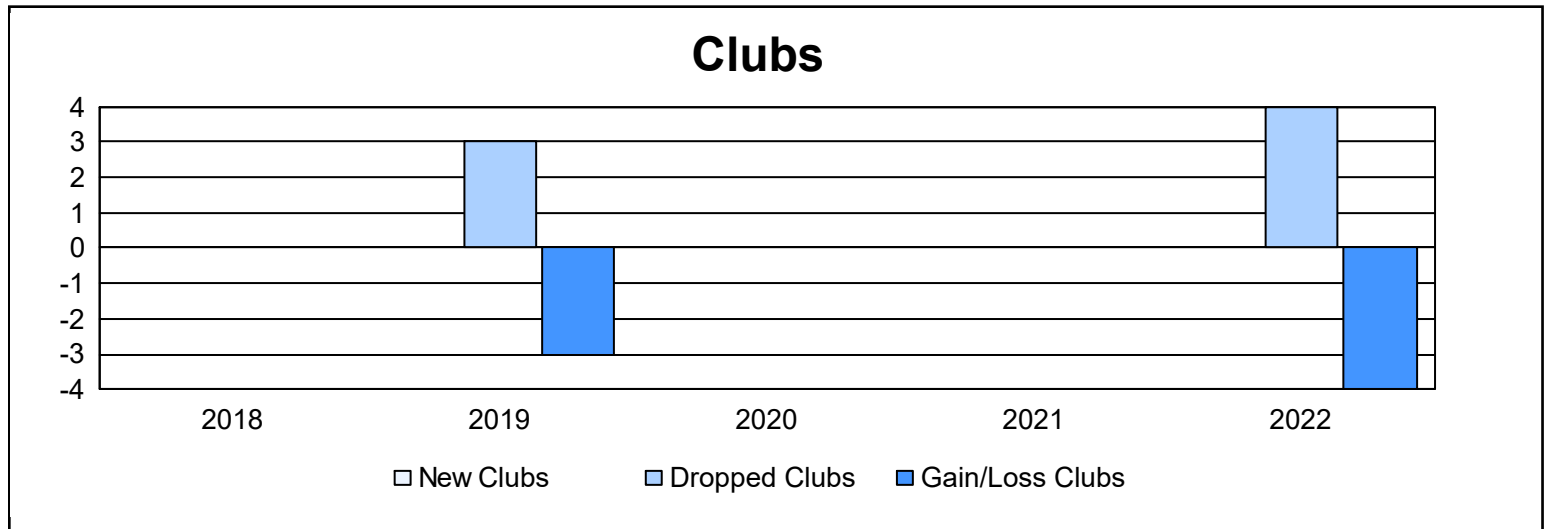
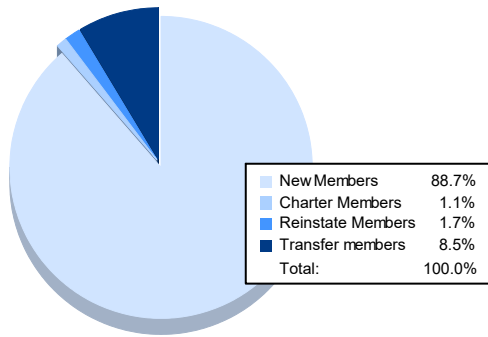


| Year | New Clubs | Dropped Clubs | Gain/ Loss Clubs | New Members | Charter Members | Reinstate Members | Transfer Members | Total Member Added | Total Members Dropped | Gain/ Loss Members |
|----------------|-----------|---------------|------------------|-------------|-----------------|-------------------|------------------|--------------------|-----------------------|--------------------|
| 2017-2018 | 0 | 0 | 0 | 239 | 0 | 4 | 3 | 246 | 404 | -158 |
| 2018-2019 | 0 | 3 | -3 | 190 | 0 | 1 | 9 | 200 | 324 | -124 |
| 2019-2020 | 0 | 0 | 0 | 231 | 0 | 2 | 5 | 238 | 336 | -98 |
| 2020-2021 | 0 | 0 | 0 | 179 | 0 | 4 | 5 | 188 | 255 | -67 |
| 2021-2022 | 0 | 4 | -4 | 157 | 2 | 3 | 15 | 177 | 301 | -124 |
| Average | 0 | 1 | -1 | 199 | 0 | 3 | 7 | 210 | 324 | -114 |



Membership Composition June 2022 Cumulative



Gender Composition June 2022 Cumulative

